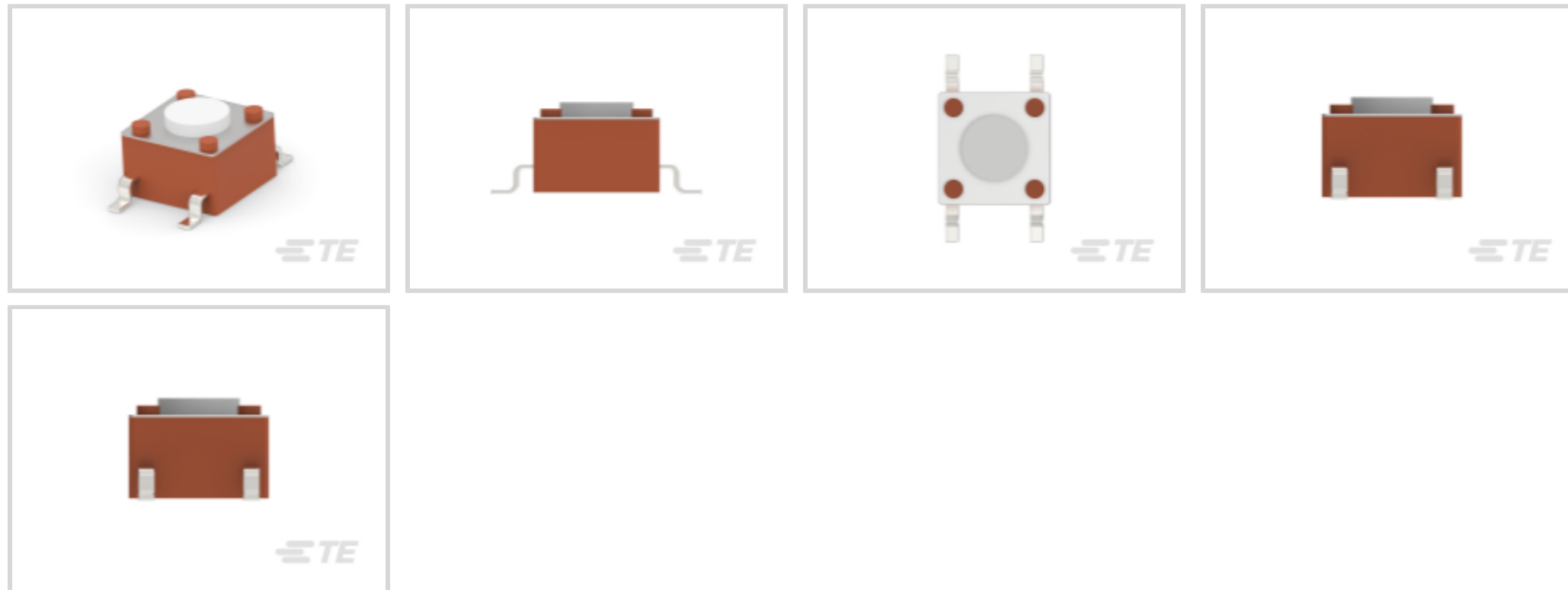




Relays, Contactors & Switches > Switches > Tactile Switches



Actuator Style: **Round**

Operating Function: **NO**

Contact Base Material: **Copper Alloy**

Switch Contact Plating Material: **Silver**

Dust Proof: **No**

## Features

### Product Type Features

|                |           |
|----------------|-----------|
| Product Type   | Switch    |
| Leg Style      | Gull Wing |
| Illuminated    | No        |
| Actuator Style | Round     |
| Dust Proof     | No        |

### Configuration Features

|                            |                            |
|----------------------------|----------------------------|
| Tactile Feel               | With                       |
| ESD Grounding Terminal     | Without                    |
| Ganged                     | With                       |
| Tactile                    | Yes                        |
| Snap Action                | Without                    |
| Operating Function         | NO                         |
| Support Bracket            | Without                    |
| Configuration (Pole-Throw) | Single Pole - Single Throw |
| Number of Actuators        | 1                          |

### Electrical Characteristics

|                               |        |
|-------------------------------|--------|
| Tactile Switch Voltage Rating | 24 VDC |
|-------------------------------|--------|

### Body Features

|                   |                 |
|-------------------|-----------------|
| Cover Material    | Steel           |
| Case Color        | Brown           |
| Actuator Force    | 260 g[9.178 oz] |
| Case Material     | Polyamide       |
| Bushing Style     | Unthreaded      |
| Actuator Profile  | Extended        |
| Actuator Material | Nylon           |
| Actuator Color    | White           |

### Contact Features

|                                       |              |
|---------------------------------------|--------------|
| Contact Base Material                 | Copper Alloy |
| Switch Contact Plating Material       | Silver       |
| Tactile Switch Contact Current Rating | 50 mA        |

### Termination Features

|                  |                       |
|------------------|-----------------------|
| Termination Type | Printed Circuit Board |
|------------------|-----------------------|

### Mechanical Attachment

|                               |               |
|-------------------------------|---------------|
| Tactile Switch Mounting Type  | Surface Mount |
| Tactile Switch Mounting Angle | Vertical      |

### Housing Features

|                |      |
|----------------|------|
| Low Profile    | With |
| Process Sealed | No   |

### Dimensions

|                 |                 |
|-----------------|-----------------|
| Actuator Length | .7 mm[.028 in]  |
| Button Width    | 3.5 mm[.138 in] |
| Switch Height   | 4.3 mm[.169 in] |

### Usage Conditions

|                    |             |
|--------------------|-------------|
| Temperature Rating | Standard °C |
|--------------------|-------------|

### Packaging Features

|                  |             |
|------------------|-------------|
| Packaging Method | Loose Piece |
|------------------|-------------|



Other

|         |                                    |
|---------|------------------------------------|
| Comment | (On) indicates momentary position. |
|---------|------------------------------------|

Product Compliance

[For compliance documentation, visit the product page on TE.com>](#)

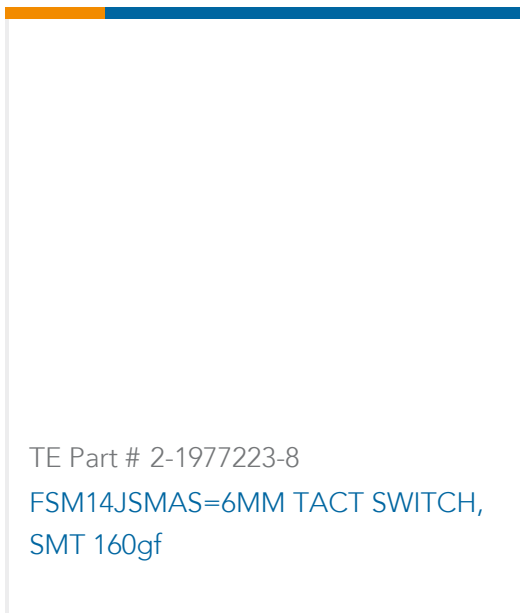
|   |   |
|---|---|
| EU RoHS Directive 2011/65/EU                  | Compliant   |
| EU ELV Directive 2000/53/EC                   | Compliant   |
| China RoHS 2 Directive MIIT Order No 32, 2016 | No Restricted Materials Above Threshold   |
| EU REACH Regulation (EC) No. 1907/2006        | Current ECHA Candidate List: JUNE 2022 (224)<br>Candidate List Declared Against: JUNE 2022 (224)<br>Does not contain REACH SVHC |
| Halogen Content                               | Low Halogen - Br, Cl, F, I < 900 ppm per homogenous material. Also BFR/CFR/PVC Free   |
| Solder Process Capability                     | Reflow solder capable to 260°C  |

Product Compliance Disclaimer


This information is provided based on reasonable inquiry of our suppliers and represents our current actual knowledge based on the information they provided. This information is subject to change. The part numbers that TE has identified as EU RoHS compliant have a maximum concentration of 0.1% by weight in homogenous materials for lead, hexavalent chromium, mercury, PBB, PBDE, DBP, BBP, DEHP, DIBP, and 0.01% for cadmium, or qualify for an exemption to these limits as defined in the Annexes of Directive 2011/65/EU (RoHS2). Finished electrical and electronic equipment products will be CE marked as required by Directive 2011/65/EU. Components may not be CE marked. Additionally, the part numbers that TE has identified as EU ELV compliant have a maximum concentration of 0.1% by weight in homogenous materials for lead, hexavalent chromium, and mercury, and 0.01% for cadmium, or qualify for an exemption to these limits as defined in the Annexes of Directive 2000/53/EC (ELV). Regarding the REACH Regulation, the information TE provides on SVHC in articles for this part number is based on the latest European Chemicals Agency (ECHA) 'Guidance on requirements for substances in articles' posted at this URL: <https://echa.europa.eu/guidance-documents/guidance-on-reach>

Compatible Parts

|  |   |  |  |
|--|---|--|--|
|  <p>TE Part # 1825910-6<br/>FSM4JH=6MM TACT SWITCH, HIGH TEMP</p> |  <p>TE Part # 2-1825910-7<br/>FSM14JH=6MM TACT SWITCH, HIGH TEMP</p> |  <p>TE Part # 4-1437565-2<br/>FSM4JSMATR=TACT SWITCH 6X6MIL</p> |  <p>TE Part # 3-1437565-0<br/>FSM2JSMATR=ON T/R</p> |
|--|---|--|--|



## Also in the Series | [Alcoswitch FSMJSMA](#)



### Documents

#### Product Drawings

[FSM2JSMAA=TACTILE 260G FORCE S](#)

English

#### CAD Files

[3D PDF](#)

3D

Customer View Model

[ENG\\_CVM\\_CVM\\_2-1437565-8\\_V.2d\\_dxf.zip](#)

English

Customer View Model

[ENG\\_CVM\\_CVM\\_2-1437565-8\\_V.3d\\_igs.zip](#)

English

Customer View Model

[ENG\\_CVM\\_CVM\\_2-1437565-8\\_V.3d\\_stp.zip](#)

English

By downloading the CAD file I accept and agree to the [Terms and Conditions](#) of use.

#### Datasheets & Catalog Pages

[SWITCHES\\_CORE\\_PROGRAM\\_CATALOG](#)

English

[Products for Mobile Equipment](#)

English

#### Product Environmental Compliance



**Product Compliance**

English

**Product Compliance**

English